



# CAUTION: NOT ALL PC WI-FI IS THE SAME!

5 second check now could save you ~5 years of wasting time<sup>1</sup>  
with older, slower Wi-Fi technology in your PC

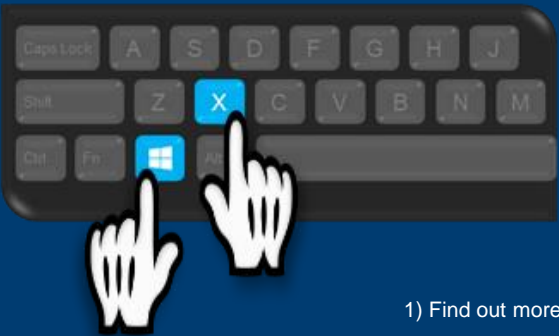
Just 3 simple steps can confirm whether your PC  
has the latest **Intel® Wi-Fi 6 (Gig+)** technology



**Faster Speeds, Greater Reliability, More Responsive**


## STEP 1

On the keyboard, press and hold  
“Windows” key and the “X” key



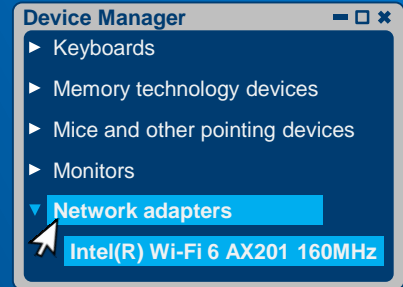
## STEP 2

Select “Device Manager”  
by pressing “M” key



## STEP 3

Expand the “Network adapters” item  
Look for “Intel(R) Wi-Fi 6” and “160MHz”



1) Find out more about how Intel® Wi-Fi 6 (Gig+) can transform your experiences at [www.intel.com/wireless](http://www.intel.com/wireless)